

**UNITED STATES BANKRUPTCY COURT
SOUTHERN DISTRICT OF NEW YORK**

In re

**MOTORS LIQUIDATION COMPANY, et al
f/k/a General Motors Corp., et al,**

Debtors.

**Chapter 11 Case No.
09-50026 (REG)**

(Jointly Administered)

**OBJECTION OF DESIGNATED CLAIMANT
TO MOTION OF DEBTORS FOR ENTRY OF ORDER
PURSUANT TO 11 U.S.C. 105(a) AND GENERAL ORDER
M-390 AUTHORIZING IMPLEMENTATION OF ALTERNATIVE DISPUTE
RESOLUTION PROCEDURES, INCLUDING MANDATORY MEDIATION**

Comes now Jake W. Rodd, a Designated Claimant, and enters this
Objection to MOTION OF DEBTORS FOR ENTRY OF ORDER PURSUANT TO 11
U.S.C. 105(a) AND GENERAL ORDER M-390 AUTHORIZING IMPLEMENTAT-
ION OF ALTERNATIVE DISPUTE RESOLUTION PROCEDURES, INCLUDING
MANDATORY MEDIATION, and as reason therefore says as follows:

1. I request a review by the Bankruptcy Judge of my Claim against
General Motors in the matter of the Notice of Hearing to be held before your
Honor on February 10, 2010, and do not consent to Binding Arbitration of
my Claim.

2. Please note the attached labeled exhibits.

A. "Exhibit A" is correspondence with Lisa Cudworth, Claims

Administrator for ESIS/GM Central Claims Unit, dated January 3, 2008, and January 9, 2008, attempting to resolve my claim with General Motors. In Exhibit A, as well as a copy of the envelope sent to Mr. G. Richard Wagoner, Jr., GM Chairman and CEO. I did not receive a response to my letter, and Ms. Cudworth stated "I don't have to talk to you about this". GM never contacted me again; therefore, I requested the assistance of the United States Bankruptcy Court Southern District of New York in resolving my claim against General Motors.

B. "Exhibit B" outlines the procedure done in his Operative Procedure to stabilize my neck after my injuries, done by Dr. Javier Garcia-Bengochea, M.D. at St. Vincent's Medical Center, Jacksonville, Florida on April 15, 2005.

C. "Exhibit C" contains two Reports from the Northside Imaging Center, Jacksonville, Florida, dated November 15, 2005, performed by Dr. Daniel Wardrop, Radiologist, which speak to the result of the injury to my spinal cord, which I will have to live with for the rest of my life. The Reports contain outlined medical findings.

D. "Exhibit D" contains Dr. Thomas Abbey's Narrative Report, dated December 14, 2005, outlining my diagnosis and prognosis. Dr. Abbey, of the North Florida Medical Associates, Inc., Jacksonville, Florida, has given me a 30-32% impairment rating according to the American Medical Association's "Guide To the Evaluation of Permanent Impairment."

Also contained in Exhibit D is Dr. Javier Garcia-Bengochea's opinion that I may have suffered an aggravation as a result of my fall at the tailgate of my truck, and his Permanent Impairment rating of twelve percent based on the Florida Impairment Rating guide. He further states "This is permanent."

E. "Exhibit E" contains Attending Physician's Report for Auto-owners Insurance Company, Lansing, Michigan, dated April 27, 2005, outlining examination dates for my injury, which are signed by Dr. Thomas E. Abbey.

F. "Exhibit F" is a copy of repairs done on my 2002 Chevrolet Avalanche Truck by Nimnicht Chevrolet Body Shop, Jacksonville, Florida, on August 13, 2004, after the tailgate collapsed because the straps broke. The dealership did repairs to the cables, hinges, and moldings at no cost because of the defective straps. However, GM again did not resolve my personal claim, only repaired my truck at the time.

G. "Exhibit G" is a Witness Statement dated September 1, 2006, by Mr. Michael W. Williams of Jacksonville, Florida, who was also on the back of the truck when the straps of the tailgate broke and the tailgate collapsed.

H. "Exhibit H" is an X-ray dated June 14, 2005, of the neck fusion done to my neck by Dr. Javier Garcia-Bengochea.

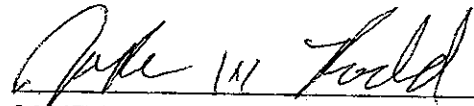
WHEREFORE, I ask the Court as follows:

1. In Lieu of General Motors actions in the matter of my claim, I

request a review of enclosed documents by the Honorable Robert E. Gerber, United States Bankruptcy Court Judge, in Room 621, of the United States Bankruptcy Court for the Southern District Court of New York, in resolving the matter of my claim;

2. To exempt my claim from Binding Arbitration;

3. Such other and further relief as the Court deems just and equitable in the premises.




JAKE W. RODD
111 E. 1st St. #26
Jacksonville, Florida 32206
(904) 418-1907

STATE OF FLORIDA)

COUNTY OF DUVAL)

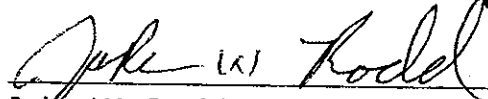
BEFORE ME this day personally appeared JAKE W. RODD, who produced identification in the form of Fla. D.Lic. and after having been duly sworn, says that the above is true and correct to the best of his knowledge and belief.


NOTARY PUBLIC



I HEREBY CERTIFY that a copy of the foregoing has been furnished to HONORABLE ROBERT E. GERBER, United States Bankruptcy Judge, Room 621, United States Bankruptcy Court Southern District N.Y., One Bowling Green, New York, New York, 10004, by Overnight delivery of 3.5 inch disk as well as hard copy delivered to Chambers, and to WEIL, GOTSHAL & MANGES

LLP, Attorneys for Debtors, 767 Fifth Avenue, New York, New York, 10153, (Attn: Joseph H. Smolinsky, Esq.), Motors Liquidation Company, 500 Renaissance Center, Suite 1400, Detroit, Michigan, 48243 (Attn: Ted Stenger), General Motors, LLC, 300 Renaissance Center, Detroit Michigan, 48265 (Attn: Lawrence S. Buonomo, Esq.), Cadwalader, Wickersham & Taft LLP, One World Financial Center, New York, New York, 10281 (Attn: John J. Rapisardi, Esq.), United States Department of the Treasury, 1500 Pennsylvania Avenue NW, Room 2312, Washington, D. C. 20220, (Attn: Joseph Samarias, Esq.), Vedder Price, P. C., 1633 Broadway, 47th Floor, New York, New York, 10019 (Attn: Michael J. Edelman, Esq.), Kramer Levin Naftalis & Frankel LLP, 1177 Avenue of the Americas, New York, New York, 10036, (Attn: Thomas Moers Mayer, Esq.), Office of the United States Trustee for the Southern District of New York, 33 Whitehall Street, 21st Floor, New York, New York 10004 (Attn: Diana G. Adams, Esq.) And U. S. Attorney's Office, S. D. N. Y., 86 Chambers Street, Third Floor, New York, New York, 10007 (Attn: David S. Jones, Esq.) by United States Mail Delivery, this 1 day of ~~January~~ ^{February}, 2010, A. D.



Jake W. Rodd

111 East 1st St. #26

Jacksonville, Florida 32206

111 E. 1st Street
Unit #26
Jacksonville, FL 32206

General Motors Corporation
Mr. G. Richard Wagoner, Jr.
GM Chairman and CEO
100 Renaissance Centre
Detroit, MI 48243

"EXHIBIT A"



esis

ESIS/GM Central Claims Unit
P.O. Box 300
Mail Code 482 C20 D71
Detroit, MI 48265-3000

800.888.0164 *tel*
313.665.0911 *fax*

Lisa Cudworth
Claims Administrator

January 3, 2008

Jake Rodd
111 E 1st Street #26
Jacksonville, FL 32206

RE: Claimant: Jake Rodd
Our File No.: 496287
Our Client: General Motors Corporation
Date/Event: July 14, 2004
Vehicle: 2002 Chevrolet Avalanche
VIN: 3GNEK13T02G200250

Dear Mr. Rodd:

ESIS provides administrative claims handling services to General Motors (GM) in connection with product liability claims against GM. I received the enclosed letter from Attorney Dexter Van Davis advising that he no longer represents you regarding the above matter.

Please contact me at 800.888.0164 extension 53388 Monday through Friday 8:00 am to 4:30 pm EST. If I do not hear from you within 30 days, I will assume you are no longer interested in pursuing this claim and close my file.

Sincerely,

Lisa Cudworth

Enclosure

"EXHIBIT A"

January 9, 2008

Lids Cudworth
Claims Administrator
ESIS/GM Central Claims Unit
P.O. Box 300
Mail Code 482 C20 D71
Detroit, MI 48265-3000

Claim File: 496287

Dear Ms. Cudworth

Please note that I have been waiting for a response from GM. I am prepared to negotiate the matter of my claim with you. I called after receiving your letter on Jan 8, 2008. I'm currently waiting to hear from you. I'm available at two telephone numbers (904) 359-5040 or (904) 566-1124.

Mr. Davis provided information to you about my cast that I provided to him. In the amount of time that has gone by, I hope that you may have reviewed the material provided by Mr. Davis. Mr. Davis is no longer my attorney, and I would like to resolve this matter in an equitable manner.

Sincerely Yours,

Jake W. Rodd

" EXHIBIT A "

St. Vincent's Medical Center

The information contained in this document is confidential.

Operative Procedure

RODD, JAKE W - 1462004

*** Preliminary Report ***

60

ST. VINCENT'S

Jacksonville, Florida

OPERATIVE/PROCEDURE REPORT

Adm Date: 04/15/2005 Patient: RODD, JAKE W
Dschg Date: MMI Num: 01462004
DOB/Age/Sex: 05/13/1957 47 YRS M
Fin Num: 14883143
Attnd Phys: Javier Garcia-Bengochea, M.D.

DATE OF OPERATION/PROCEDURE: 04/15/2005

PREOPERATIVE DIAGNOSIS:

Severe cervical spondylosis C4-C5, C5-C6, and C6-C7 with large C6-C7 disc herniation on the left and a large spondylitic spur at C5-C6 on the right.

POSTOPERATIVE DIAGNOSIS:

Severe cervical spondylosis C4-C5, C5-C6, and C6-C7 with large C6-C7 disc herniation on the left and a large spondylitic spur at C5-C6 on the right.

OPERATION/PROCEDURE PERFORMED:

1. Anterior cervical discectomy at C4-C5, C5-C6, C6-C7 with spinal cord and spinal canal decompression using microsurgical techniques.
2. Anterior cervical fusion at C4-C5, C5-C6, C6-C7 using microsurgical techniques with cancellous and cortical allograft and element bone substitute.
3. Anterior cervical plate stabilization using Spinal Concepts Ant-Cer plate at four vertebral levels.

SURGEON: Javier Garcia-Bengochea, M.D.

ASSISTANT: Ann Marie H. McCurdy, P. A.-C.

ANESTHESIA: General endotracheal anesthesia.

RATIONALE FOR PROCEDURE: The patient is a 47 year-old gentleman with severe neck pain with some left arm weakness who was found to have severe cervical spondylosis at C4-C5, C5-C6, and C6-C7 on MRI with a large C6-C7 disc herniation on the left producing spinal cord compression with a spondylitic spur at C4-C5 and C5-C6 on the right producing spinal cord compression. She is taken to the operating room today for anterior cervical decompression and fusion with stabilization at C4-C5, C5-C6, and C6-C7.

TECHNIQUE AND FINDINGS: After induction of adequate general endotracheal anesthesia and after institution of the appropriate intravenous lines, the patient's pressure points were padded and he was placed supine on the operating table on an interscapular role. The anterior cervical region was then shaven, cleaned with alcohol, prepped with Betadine scrub and painted with Betadine solution and benzoin. A sterile field was

Printed by: ROI, CHAND001
Printed on: 4/25/2005 1:15 PM

" EXHIBIT B "

St. Vincent's Medical Center

The information contained in this document is confidential.

Operative Procedure

RODD, JAKE W - 1462004

established with the iodine-impregnated Vi-Drape. A preoperative localizing x-ray was performed. An incision was then made over the C5-C6 interspace. The skin was infiltrated with 0.25% Marcaine with 1:100,000 concentration of epinephrine. The dissection was then carried down through the platysma and between the trachea and esophagus medially and the carotid and jugular vessels laterally. The anterior cervical spine was identified. An intraoperative x-ray was performed to confirm the appropriate interspaces. The longus colli muscles reflected laterally and trimline self-retaining retractors were placed. The discs at C4-C5, C5-C6, C6-C7 were incised with a 15 blade and removed with the pituitary rongeurs and the curets. Anterior osteophytes were removed with the Anspach drill and the Adson rongeurs. Distraction pins were placed in the bodies of C6 and C7 and then the microscope was draped and brought into the field. Using microsurgical techniques, the disc was removed with a 15 blade and the pituitary rongeurs and the curets. The vertebral endplates and posterior osteophytes at C6-C7 were then removed with the Anspach drill and the 2 mm Kerrison. Several large herniated disc fragments were then removed from the ventral epidural space on the left side. A foraminotomy was performed on the left. Once the decompression was completed. The endplates were curetted down to punctate bleeding bone and an 8 mm cortical and cancellous allograft was then placed in the interspace and countersunk several millimeters. Gelfoam was placed over the exposed nerve roots. Element bone substitute was then placed around the bone graft. The distraction pin at C7 was removed and this hole filled with wax. A pin was then placed at C5 and distraction was applied across the C5-C6 interspace. In a similar fashion, the vertebral endplates and posterior osteophytes were then removed with the Anspach drill and the 2 mm Kerrison. Bilateral foraminotomies were performed at C5-C6. The posterior longitudinal ligament was removed. Once the decompression was completed and after the Caspar curet was used to remove any remaining osteophytes, another cortical and cancellous allograft was then placed in the interspace and countersunk several millimeters. Gelfoam was placed around the graft as was Element bone substitute. The distraction pin at C6 was removed and its hole was filled with wax. A pin was then placed at C4 and distraction was applied across the interspace. Again, the vertebral endplates and posterior osteophytes were then removed with the angled curets, the Anspach drill and the 2 mm Kerrison. A foraminotomy was performed bilaterally. A spondylitic spur was removed from the right side. Another cortical and cancellous allograft was then countersunk several millimeters into the disc space and Element and Gelfoam were placed around the bone graft. At this point, the distraction pins were removed and the hole was filled with wax. The bone grafts were all lordotic. At this point, a 62 mm Spinal Concepts Ant-Cer plate was placed on the anterior spine. The distraction pin holes at C5 and C6 were used to anchor the plate with segmental fixation. Two pilot holes were made in the body of C4 and two pilot holes were made in the body of C7. An intraoperative x-ray was performed to confirm the appropriate size of the plate and subsequently the appropriate position of the grafts and instrumentation. At this point, the 14 mm self-tapping screws were used to secure the plate to the anterior spine. Hemostasis was then meticulously achieved with the bipolar. Since the patient has a history of hepatitis C, a medium Hemovac prevertebral drain was placed. The wound was copiously irrigated with bacitracin antibiotic solution and closed in anatomic layers with Vicryl sutures. Steri-Strips were applied to the skin edges and a sterile Telfa and gauze dressing was applied to the wound. The patient was transported to the recovery room in satisfactory condition with sponge and needle counts correct times two. The estimated blood loss was

Printed by: ROI, CHAND001
Printed on: 4/25/2005 1:15 PM

Page 1 of 3
(Continued)

" EXHIBIT B "

NORTHSIDE IMAGING CENTER
1215-4 DUNN AVE
JACKSONVILLE, FL 32218
(904) 696-8400

JAVIER GARCIA, MD
2151 RIVERSIDE AVE
JACKSONVILLE, FL 32204

DOS: 11/15/05

IN RE: RODD, JAKE
Acct : 117328.0
DOS# : 11/15/05
Location: NORTHSIDE IMG CTR

M
DOB: 05/13/57
AUTH:
Film N Fax Y Del N

CERVICAL SPINE:

Clinical data: ~~Right shoulder pain~~

Frontal, lateral, bilateral oblique and Den's view of the cervical spine.

FINDINGS: There are vertebral body screws with an anterior plate from C4, C5, C6 and C7. The alignment is normal. The oblique views shows moderate neural foramen narrowing bilaterally from C3 through C7.

IMPRESSION:

~~ANTERIOR FUSION OF C4 THROUGH C7 WITH BILATERAL NEURAL FORAMEN
NARROWING FROM C3 THROUGH C7.~~

Thank you for allowing me to assist in the care of your patient.

DW/AR
November 15, 2005

~~DANIEL WARDROP MD
RADIOLOGIST~~

~~Document signed electronically.~~

*****The words "Document signed electronically" have been added prior to review by the radiologist. If the words "Draft only" appear above the radiologist's name, the document may not have been reviewed and approved prior to this printing.*****

" EXHIBIT C "

NORTHSIDE IMAGING CENTER
1215-4 DUNN AVE
JACKSONVILLE, FL 32218
(904) 696-8400

page 2 of 2

IN RE: RODD, JAKE
Acct : 117328.0

At the C7-T1 level there is a mild amount of disc and bone material ventrally causing overall mild spinal canal narrowing. The neural foramen is mildly narrowed bilaterally.

IMPRESSION:

FUSION OF C4 THROUGH C7 WITH MULTIPLE LEVELS OF MODERATE SPINAL CANAL NARROWING WHICH FLATTENS THE VENTRAL ASPECT OF THE CORD AND MULTIPLE LEVELS OF MODERATE NEURAL FORAMEN NARROWING WHICH MAY IMPACT NERVE ROOTS

Thank you for allowing me to assist in the care of your patient.

DW/AR
November 15, 2005

DANIEL WARDROP MD
RADIOLOGIST
Document signed electronically

*****The words "Document signed electronically" have been added prior to review by the radiologist. If the words "Draft only" appear above the radiologist's name, the document may not have been reviewed and approved prior to this printing.*****

"EXHIBIT C"

NORTHSIDE IMAGING CENTER
2151 RIVERSIDE AVE
JACKSONVILLE, FL 32204
(904) 696-8400

JAVIER GARCIA, MD
2151 RIVERSIDE AVE
JACKSONVILLE, FL 32204

DOS: 11/15/05

IN RE: RODD, JAKE
Acct : 117328.0
DOS# : 11/15/05
Location: NORTHSIDE IMG CTR

M
DOB: 05/13/57
AUTH:
Film N Fax Y Del N

CERVICAL SPINE:

Clinical data: ~~Right shoulder pain~~

Frontal, lateral, bilateral oblique and Den's view of the cervical spine.

FINDINGS: There are vertebral body screws with an anterior plate from C4, C5, C6 and C7. The alignment is normal. The oblique views shows moderate neural foramen narrowing bilaterally from C3 through C7.

IMPRESSION:
ANTERIOR FUSION OF C4 THROUGH C7 WITH BILATERAL NEURAL FORAMEN NARROWING FROM C3 THROUGH C7.

Thank you for allowing me to assist in the care of your patient.

DW/AR
November 15, 2005

~~DANIEL WARDROP MD~~
~~RADIOLOGIST~~
Document signed electronically

*****The words "Document signed electronically" have been added prior to review by the radiologist. If the words "Draft only" appear above the radiologist's name, the document may not have been reviewed and approved prior to this printing.*****

"EXHIBIT C"

NORTHSIDE IMAGING CENTER
1215-4 DUNN AVE
JACKSONVILLE, FL 32218
(904) 696-8400

page 2 of 2

IN RE: RODD, JAKE
Acct : 117328.0

Bone Spur

At the C7-T1 level there is a mild amount of disc and bone material ventrally causing overall mild spinal canal narrowing. The neural foramen is mildly narrowed bilaterally.

IMPRESSION:

FUSION OF C4 THROUGH C7 WITH MULTIPLE LEVELS OF MODERATE SPINAL CANAL NARROWING WHICH FLATTENS THE VENTRAL ASPECT OF THE CORD AND MULTIPLE LEVELS OF MODERATE NEURAL FORAMEN NARROWING WHICH MAY IMPACT NERVE ROOTS

Thank you for allowing me to assist in the care of your patient.

DW/AR
November 15, 2005

DANIEL WARDROP MD
RADIOLOGIST
Document signed electronically

*****The words "Document signed electronically" have been added prior to review by the radiologist. If the words "Draft only" appear above the radiologist's name, the document may not have been reviewed and approved prior to this printing.*****

"EXHIBIT C"

NORTHSIDE IMAGING CENTER
1215-4 DUNN AVE
JACKSONVILLE, FL 32218
(904) 696-8400

JAVIER GARCIA, MD
2151 RIVERSIDE AVE
JACKSONVILLE, FL 32204

DOS: 11/15/05

IN RE: RODD, JAKE
Acct : 117328.0
DOS# : 11/15/05
Location: NORTHSIDE IMG CTR

M
DOB: 05/13/57
AUTH:
Film N Fax Y Del N

MRI OF THE CERVICAL SPINE:

Clinical data: Right shoulder pain after fusion.

TECHNIQUE: Sagittal T1, sagittal T2 and axial gradient ECHO imaging was performed through the cervical spine.

FINDINGS: There are anterior vertebral body screws with anterior plate providing fusion to the C4 through C7 vertebral bodies. The cervical spine has normal alignment. There is some abnormal signal in the vertebral bodies, particularly at C6 and C7. However, some of this may represent artifact due to metal susceptibility artifact from the hardware. The spinal cord has normal signal throughout the cervical spine.

The C2-3 level is normal.

At the C3-4 level there is a mild amount of disc and bone material ventrally causing overall mild spinal canal narrowing. The neural foramen is moderately narrowed bilaterally.

At the C4-5 level there is a mild amount of disc and bone material ventrally causing overall mild spinal canal narrowing. The neural foramen is moderately narrowed on the right and mild to moderately narrowed on the left.

At the C5-6 level there is a moderate amount of disc and bone material ventrally, more so on the right than the left which flattens the right ventral aspect of the spinal cord. The neural foramen on the right is moderately narrowed and the neural foramen on the left is moderately narrowed.

At the C6-7 level there is a moderate amount of disc and bone material ventrally, more so on the right than on the left. This flattens the right aspect of the spinal cord. The neural foramen is moderately narrowed on the right and mild to moderately narrowed on the left.

page 1 of 2

"EXHIBIT C"

Rodd, Jake
01-03-05 / Page 2...

Intraoperative findings demonstrated a combination of herniated disk fragments and spondylitic spurs. It cannot be determined at what time these herniated disk fragments occurred. Mr. Rodd's final diagnosis is cervical spondylosis with superimposed disk herniation. The etiology of the spondylosis and/or the disk herniation is uncertain. He may have suffered an aggravation as a result of his fall in July or August of 2004 at the tailgate of his truck.

Mr. Rodd may return to work with no lifting more than fifteen pounds and no work at or above the level of his shoulders on a regular basis. He should have an ergonomically modified work station for his neck. His permanent impairment rating is twelve percent based on the Florida Impairment Rating Guide. This is permanent. I am uncertain as to any future medical expenses, but it is likely Mr. Rodd would likely require an MRI annually for the next five years. He will likely need intermittent pain medications, anti-inflammatories and muscle relaxers. He will likely need three to five rounds of physical therapy over the next five years. The likelihood that he would require surgery for the adjacent segment at C3-4, for example, would be approximately thirty to fifty percent over the next ten years.

Enclosed is an itemized statement of our charges to date for Mr. Rodd. If you have any further questions regarding Mr. Rodd, please do not hesitate to contact our office.

Sincerely,



Javier Garcia-Bengochea, M.D.

JGB/cp

"EXHIBIT D"

NORTH FLORIDA MEDICAL ASSOCIATES, INC.

December 14, 2005

Dexter van Davis, esquire
255 N. Liberty St. Suite #4
Jacksonville Fl. 32202

Re Jake Rodd
D.O.B. 5-13-1957
D/A 7-14-2004

Mr. Rodd has been a patient in my care since 1994. On 7-14-2004 he sustained injuries to his neck and buttocks when straps to a tailgate failed with the weight of the descending tailgate causing him to fall forcefully his buttocks jamming his spine and hips.

He received medical treatment including neurosurgery to his cervical spine.

Since that time he has under gone physical rehab treatment. However, pain and other symptoms have persisted. When last examined on 12-13-2005, Mr. Rodd has constant neck pain with radiation to the upper extremities and moderate paresthesia of the hands intensified by use. Lifting greater than 5 pounds causes marked increase in pain intensity.

There is also bilateral hip pain with limited abduction, flexion, and extension of the joints. Gait is slightly altered and he tires with increasing hip pain when walking greater than 100 feet. Standing in place causes marked increase in hip pain after 3-5 minutes. Standing also increases neck pain radiating to shoulders and left scapular musculature.

There is also a depression component secondary to his pain and limits on activity secondary to the trauma received from the accident.

Our diagnosis is degenerative joint disease of the cervical spine and hips. Paresthesias of the hands and fingers. Chronic pain syndrome secondary

"EXHIBIT D"

Dr. B. M.D.
Medical Care
D.O.
Neurology
A.D.
M.D.
Neurology
D.O.
A.R.N.P.
A.R.N.P.
A.R.N.P.

115 Park Street
Jacksonville, FL 32216
(904) 731-3992
fax (904) 731-4344

115 Park Street
Jacksonville, FL 32204
(904) 731-3111
fax (904) 731-6756

to the neck and hip injury. Depression reaction secondary to accident and injuries. He has required neurosurgery to his neck, physical therapy, analgesics and muscle relaxants plus strengthening exercises.

At this time it is difficult to determine if any future surgery would benefit the patient and also the future cost of medical management.

It is my opinion Mr. Rodd has a permanent disability of 30-32% impairment rating according to the American medical assoc. "guides to the evaluation of permanent impairment."

Very truly yours,

Thomas E. Abbe M.D.
Thomas E. Abbe, D.O.

"EXHIBIT D"

ATTENDING PHYSICIANS'S REPORT
 AUTO-OWNERS INSURANCE COMPANY
 LANSING, MICHIGAN
 FLORIDA

Treatment Dates
 Primary Care

DATE 04/27/2005	POLICYHOLDER JAKE RODD & WINIFRED RODD	DATE OF ACCIDENT 08/01/2004	FILE NUMBER 042-0002076-200
--------------------	---	--------------------------------	--------------------------------

TO ASSIST US IN DETERMINING BENEFITS DUE UNDER THE FLORIDA NO FAULT LAW, THE ATTENDING PHYSICIAN SHOULD COMPLETE THIS REPORT AND RETURN IT DIRECTLY

TO PAMELA T MCLEAN
 CLAIM DEPT.

AUTO-OWNERS INSURANCE COMPANY
 BRANCH CLAIM OFFICE
 P O BOX 3200
 OCALA, FL 34478-9851

FOLD ON FOLD LINE AND INSERT IN THE ENCLOSED ENVELOPE SO THE RETURN ADDRESS SHOWS

1. PATIENT'S NAME AND ADDRESS
 JAKE RODD

2. AGE 48 3. SEX M 4. OCCUPATION (IF KNOWN)
Retired

5. HISTORY OF OCCURRENCE AS DESCRIBED BY PATIENT
Standing on tailgate of vehicle - support straps collapsed

6. DIAGNOSIS AND CONCURRENT OR CONTRIBUTING CONDITIONS*
HNP C4 THRU C7 & RADICULOPATHY TO EXTREMITIES

7. WHEN DID SYMPTOMS FIRST APPEAR?
 DATE: 7-28-2004

8. WHEN DID PATIENT FIRST CONSULT YOU FOR THIS CONDITION?
 DATE: 7-14-2004

9. HAS PATIENT EVER HAD SAME OR SIMILAR CONDITION?
 YES NO IF "YES" STATE WHEN AND DESCRIBE *

10. IS CONDITION SOLELY A RESULT OF THIS ACCIDENT?
 YES NO IF "NO", EXPLAIN *

IS CONDITION DUE TO INJURY OR SICKNESS ARISING OUT OF PATIENT'S EMPLOYMENT?
 11. YES NO

12. WILL INJURY RESULT IN PERMANENT DISFIGUREMENT OR DISABILITY?
 YES NO IF "YES", DESCRIBE CANNOT LIFT OBJECTS > 25 POUNDS
 CONSTANT RECURRING CERVICAL PAIN & NEUROPATHY

13. WAS PATIENT HOSPITALIZED AS A RESULT OF THIS INJURY?
 Yes No IF "YES", where

14. PATIENT WAS DISABLED (Unable to work)
 FROM: 7-14-04 THROUGH: PRESENT

15. IF STILL DISABLED, DATE PATIENT SHOULD BE ABLE TO RETURN TO WORK: NO

16. REPORT OF SERVICES

DATE OF SERVICE	PLACE OF SERVICE	DESCRIPTION OF SURGICAL OR MEDICAL SERVICE RENDERED	CHARGES
<u>7-14-04</u>	<u>0</u>	<u>EXAM OF NECK PAIN</u>	\$
<u>2-9-05</u>	<u>0</u>	<u>EXAM INJECTION STERILIZATION OF SHOULDER</u>	\$
<u>3-1-05</u>	<u>0</u>	<u>RE EXAM R/LA</u>	\$
<u>3-22-05</u>	<u>0</u>	<u>EXAM & REFERRAL</u>	\$
TOTAL CHARGE TO DATE			\$

17. IS PATIENT STILL UNDER YOUR CARE FOR THIS CONDITION?
 YES NO

ESTIMATED FUTURE CHARGES \$

Pursuant to Florida Statute 627.736(6), I declare that the treatment or services rendered to the patient named in this report, with respect to the bodily injury sustained, were reasonable and necessary, and that the charges for said treatment or services were incurred as a result of such bodily injury. I declare that I have read the foregoing, and the facts alleged are true to the best of my knowledge and belief.

5-3-05 Thomas E Abbey DO. Thomas E. Abbey DO 591617094
 DATE PHYSICIAN'S NAME (PRINT) RS/TIN IDENTIFICATION

North Florida Medical Assoc., Inc.

NO. 4131 University Blvd. S., #6
Jacksonville, FL 32216

"EXHIBIT E"

ZIP CODE





www.nimnichtchevy.com

NIMNIGHT BODY SHOP
EXPERT PAINT & COLLISION CENTER
 SERVICE ENTRANCE OFF PARK ST.
 1550 CASSAT AVE.
 JACKSONVILLE, FLORIDA 32210
 BODY SHOP HOURS M-F 7:00 A.M. - 5:30 P.M.
 (904) 387-4055



MOTOR VEHICLE REPAIR
 REGISTRATION NUMBER

MV 01284

CUSTOMER NO. 51311		ADVISOR CHRIS NEWMES	TAG NO. 2015 6714	INVOICE DATE 08/13/04	INVOICE NO. CTCB442634
JAKE RODD 111 E 1ST ST APT 26 JACKSONVILLE, FL 32206-5045		LABOR RATE	LICENSE NO.	MILEAGE 47,994	COLOR /
RESIDENCE PHONE 904-359-5040		YEAR / MAKE / MODEL 02/CHEVROLET TRUCK/AVALANCHE/UT		DELIVERY DATE 11/21/01	DELIVERY MILES
BUSINESS PHONE 904-476-3590		VEHICLE I.D. NO. 3 G N E K 1 3 T 0 2 G 2 0 0 2 5 0		SELLING DEALER NO.	PRODUCTION DATE
COMMENTS		F.T.E. NO.	P.O. NO.	R.O. DATE 08/02/04	

MO: 47994

LABOR & PARTS
 J# 1-70CJZTATL TAILGATE UNITS 4.20 TECH(S) 2082 2980 WARRANTY
 TAILGATE STRAPS BROKE DAMAGING TAILGATE
 WARRANTY<VB> BROKEN TAILGATE STRAPS

PARTS	QTY	FP-NUMBER	DESCRIPTION	UNIT PRICE	WARRANTY
JOB # 1	1	88980510	CBL-E/GAT 17.202		WARRANTY
JOB # 1	1	88980509	CBL-E/GAT 17.202		WARRANTY
JOB # 1	1	88936997	MOLDING 17.190		WARRANTY
JOB # 1	1	15080226	HINGE 17.208		WARRANTY
JOB # 1	1	15080227	HINGE 17.208		WARRANTY
JOB # 1	1	88936998	MOLDING 17.215		WARRANTY
JOB # 1	1	15082064	MOLDING 17.507		WARRANTY
JOB # 1	1	15082065	MOLDING 17.507		WARRANTY
JOB # 1 TOTAL PARTS				0.00	
JOB # 1 TOTAL LABOR & PARTS				0.00	

J# 2-80CZMECH BODY MECHANICAL UNITS 0.50 TECH(S) 2991
 Added Operation (BODY @ 08/06/2004 15:17)
 LT DAY LIGHT SOCKET BURNED
 UNK
 REPLACED SOCKET PER ESTIMATE

PARTS	QTY	FP-NUMBER	DESCRIPTION	UNIT PRICE	WARRANTY
JOB # 2 TOTAL PARTS				0.00	
JOB # 2 TOTAL LABOR & PARTS				35.50	

SUBLET	PO#	VEND INV#	INV DATE	DESCRIPTION	WARRANTY
JOB # 1	707605		08/11/04	RENTAL	WARRANTY
TOTAL - SUBLET				0.00	

COMMENTS
 WARRANTY <VB> DAMAGE TO TAILGATE FROM BROKEN STRAPS

Handwritten:
 Chev Ass # 01/11/04
 1-302-227-70455

" EXHIBIT F "

Any controversy or claim arising out of or relating to this transaction shall be mediated and, if the parties are unable to reach a settlement at mediation, shall be settled by binding arbitration under the laws of the State of Florida, in accordance with the rules then in force of the American Arbitration Association, and any judgment upon the award rendered may be entered in any court having jurisdiction thereof.

GM Parts are warranted by General Motors for 12 months or 12,000 Miles, whichever comes first for Parts and Labor. Some parts have longer warranties - see your service representative for further details. Goodwrench Service Plus (GSP) parts have a limited lifetime guarantee. Part designated with an asterisk (*) indicates lifetime guarantee applies for customer-pay repairs.

DISCLAIMER OF WARRANTIES - The seller hereby expressly disclaims all warranties either expressed or implied, including any implied warranty of merchantability or fitness for a particular purpose, and neither assumes nor authorizes any other person to assume for it any liability in connection with the sale of said products.

To our customers:
 We have found it is not practical to itemize the many miscellaneous supplies and materials used on each repair job. To do so would considerably add to our costs and labor charges. A standard charge for Shop Supplies is made on each repair order. There may be an additional Environmental Fee for Hazardous waste removal, when applicable.

This charge represents costs and profits to the motor repair facility for miscellaneous shop supplies or waste disposal.[s.559.904(4)]

The state of Florida requires a \$1.00 fee to be collected for each new tire sold in the state.[s.403.718], and a \$1.50 fee to be collected for each new and remanufactured battery sold in the state.[s.403.7185]

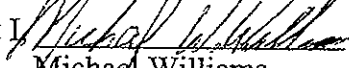
We are not responsible for theft, damage or vandalism. Remove any valuables.

September 1, 2006

TO: Attorney Luster & Davis
255 Liberty Street
Jacksonville FL


From: Michael Williams

Dear Sirs,

This letter is to inform you that I,  was present when Jake Rodd
Michael Williams
was on the back of his truck and the tail gate collapsed. In fact we both were on the back
of the truck when it collapsed.

If any additional information is need please contact me.

Sincerely


Michael Williams

"EXHIBIT G"